

**353**

Valvole a sfera di intercettazione a squadra maschio/femmina per contatori acqua

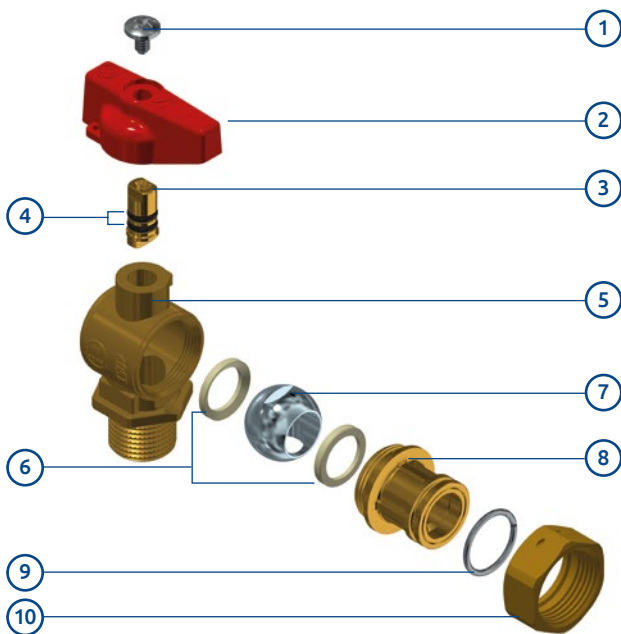
Male/female angled shut-off ball valves for water meters

PN25

- Valvole a sfera in ottone con dado girevole.
- Valvola di intercettazione (ON-OFF) per contatori acqua (adatta al consumo di acqua potabile secondo le recenti normative Europee).
- *Brass ball valves with swivel nut.*
- *Shut-off valve (ON-OFF) for water meters (suitable for domestic water consumption according to recent European regulations).*

- Pressione di esercizio: 25 bar.
- Temperatura di esercizio: -20°C +130°C (gelo escluso).
- Filetti cilindrici secondo norma ISO 228-1.
- Tenuta sull'asta: asta assemblata dall'interno con 2 OR in EPDM Perox.
- Tenuta sulla sfera con 2 sedi in PTFE.

- *Working pressure: 25 bar.*
- *Working temperature: -20°C +130°C (excluding frost).*
- *Cylindrical threads according to ISO 228-1.*
- *Seal on the stem: stem assembled from inside with 2 OR in EPDM Perox.*
- *Seal on the ball with 2 gaskets in PTFE.*

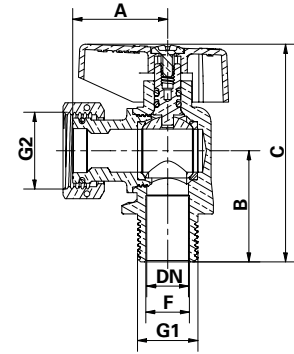




1. Vite in acciaio AISI 430.
2. Manopola in alluminio.
3. Asta CW614N UNI EN 12164.
4. O-ring in EPDM PEROX.
5. Corpo valvola CW617N UNI EN 12165.
6. Sede in PTFE.
7. Sfera in CW617N UNI EN 12165 cromata.
8. Manicotto in CW617N EN 12165.
9. Anello elastico in acciaio.
10. Dado CW617N UNI EN 12165.

1. *AISI 430 screw steel.*
2. *Aluminium knob.*
3. *Stem in CW614N UNI EN 12164.*
4. *EPDM PEROX o-ring.*
5. *CW617N UNI EN 12165 body valve.*
6. *PTFE gasket.*
7. *CW617N chrome plated ball.*
8. *CW617N EN 12165 end adaptor.*
9. *Elastic ring steel.*
10. *CW617N UNI EN 12165 nut.*



Con manopola in alluminio
With aluminium knob



Attacchi Connections		Codice prodotto Product code		PN	DN	A ±0,5 mm	B ±0,2 mm	C mm	F mm	Conf. num. pezzi Pack. num. pieces
G1	G2									
1/2"	1/2"	353D1/2J2R1/2	353D1/2J2B1/2	25	15	34,75	38,3	73	15	10/120
1/2"	3/4"	353D1/2J2R3/4	353D1/2J2B3/4	25	15	32,65	38,3	73	15	10/120
3/4"	3/4"	353E3/4J2R3/4	353E3/4J2B3/4	25	15	32,65	38,3	73	20	10/120
1"	1"	353F001J2R1	353F001J2B1	25	20	41,85	50	90,5	25	4/48