

182

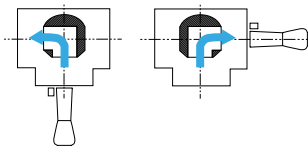
Valvole a sfera a 3 vie, rotazione sfera L - 90°

3-way ball valves, ball rotation L - 90°

PN16

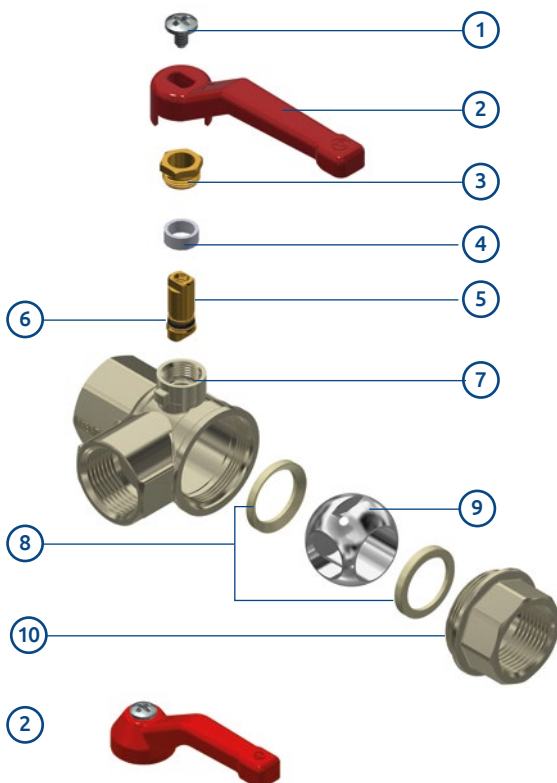
MADE IN ITALY

- Valvola a sfera in ottone tutta nichelata.
- Installazione in impianti di riscaldamento industriale e civile, impianti pneumatici e per fluidi non aggressivi.
- Installazione in impianti di media pressione di distribuzione acqua.
- *Nickel-plated brass ball valve.*
- *Installation in industrial and civil heating systems, pneumatic systems and for non-aggressive fluids.*
- *Installation in medium pressure water distribution systems.*



Direzione flusso
Flow direction

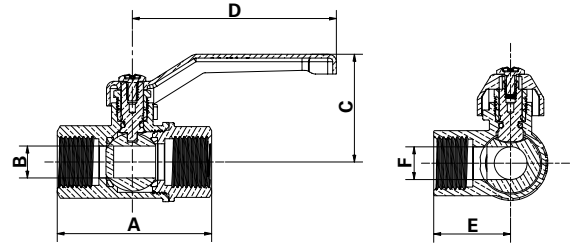
- Pressione di esercizio: 16 bar.
- Temperatura di esercizio: -30°C + 150°C (gelo escluso).
- Filetti cilindrici secondo norma ISO 228-1.
- Tenuta sull'asta:
 - valvole da 1/2" a 2" asta assemblata dall'interno con 1 OR in EPDM Perox, premistoppa in PTFE, e regolabile con ghiera;
 - valvole 3/8" asta assemblata dall'esterno con premistoppa in PTFE e regolabile con ghiera.
- Tenuta sulla sfera con 2 sedi in PTFE.
- *Working pressure: 16 bar.*
- *Working temperature: -30°C + 150°C (excluding frost).*
- *Threads cylindrical threads according to ISO 228-1.*
- *Seal on the stem:*
 - *valves from 1/2" to 2" stem assembled from inside with 1 OR in EPDM Perox, PTFE gasket and adjustable screw gland;*
 - *3/8" valves stem assembled from outside with PTFE gasket and adjustable screw gland.*
- *Seal on the ball with 2 gaskets in PTFE.*



1. Vite in acciaio AISI 430.
 2. Leva in acciaio o in alluminio.
 3. Ghiera in CW614N EN 12164.
 4. Anello premistoppa PTFE.
 5. Asta in CW614N EN 12164.
 6. O-ring in EPDM PEROX.
 7. Corpo valvola CW617N EN 12165 nichelato.
 8. Sede in PTFE.
 9. Sfera in CW617N cromata.
 10. Manicotto in CW617N EN 12165 nichelato.
-
1. *Screw in steel AISI 430.*
 2. *Steel or aluminium lever handle.*
 3. *CW614N UNI EN 12164 packing gland.*
 4. *PTFE ring seal.*
 5. *CW614N UNI EN 12164 stem.*
 6. *EPDM PEROX O-ring.*
 7. *Body valve: CW617N UNI EN 12165 nickel-plated.*
 8. *PTFE gasket.*
 9. *CW617N UNI EN 12165 chrome-plated ball.*
 10. *CW617N UNI EN 12165 nickel-plated.*



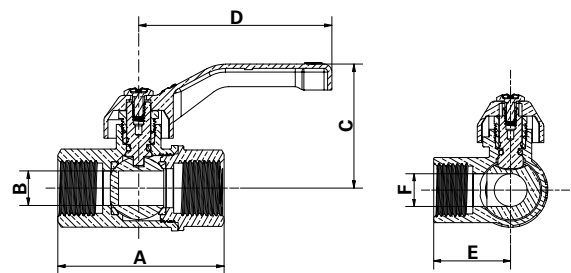
Con leva in acciaio imbutita
With drawn steel lever



Attacchi Connections	Codice prodotto Product code		PN	A ±1mm	B mm	C mm	D mm	E mm	F mm	Conf. num. pezzi Pack. num. pieces
3/8"	182C3/8C1R	182C3/8C1B	16	48,5	11	44	83	23,5	10	10/120
1/2"	182D1/2C1R	182D1/2C1B	16	63	13	44	83	30,5	13	6/72
3/4"	182E3/4C1R	182E3/4C1B	16	69,5	20	48	83	34,5	17	5/60
1"	182F001C1R	182F001C1B	16	85	25	68	90	45	22,5	10
1" 1/4	182G11/4C1R	182G11/4C1B	16	103	32	73	90	51,5	26,5	6
1" 1/2	182H11/2C1R	182H11/2C1B	16	116,5	40	82	160	59,5	35	6
2"	182I002C1R	182I002C1B	16	128	45	90,5	160	69	45	6



Con leva in alluminio
With aluminium lever



Attacchi Connections	Codice prodotto Product code		PN	A ±1mm	B mm	C mm	D mm	E mm	F mm	Conf. num. pezzi Pack. num. pieces
3/8"	182C3/8C5R		16	48,5	11	44	83	23,5	10	10/120
1/2"	182D1/2C5R		16	63	13	44	83	30,5	13	6/72
3/4"	182E3/4C5R		16	69,5	20	48	83	34,5	17	5/60
1"	182F001C5R		16	85	25	68	90	45	22,5	10
1" 1/4	182G11/4C5R		16	103	32	73	90	51,5	26,5	6
1" 1/2	182H11/2C5R		16	116,5	40	82	160	59,5	35	6
2"	182I002C5R		16	128	45	90,5	160	69	45	6