

270

Valvole a sfera femmina/femmina Female/female ball valves

PN25

MADE IN ITALY

ACQUA POTABILE
DRINKING WATER

PASSAGGIO STANDARD
STANDARD BORE



NICHELATE
ESTERNAMENTE
EXTERNALLY
NICKEL-PLATED

Per impianti idrotermosanitari, adatte al consumo di acqua potabile secondo normative Europee. Installazione in impianti di media pressione di riscaldamento industriale, civile, impianti pneumatici, per fluidi non aggressivi.

For plumbing-heating systems and drinking water consumption according to recent European regulations. Installation in medium pressure industrial and civil heating systems, pneumatic systems and for non-aggressive fluids.

Pressione di esercizio: 25 bar

Temperatura di esercizio: -20°C +130°C
(gelo escluso)

Filetti cilindrici secondo norma ISO 228-1

Tenuta sull'asta: asta assemblata dall'interno con 1 OR in EPDM Perox e 1 OR in VITON

Tenuta sulla sfera con 2 sedi in PTFE

Passaggio standard

Working pressure: 25 bar

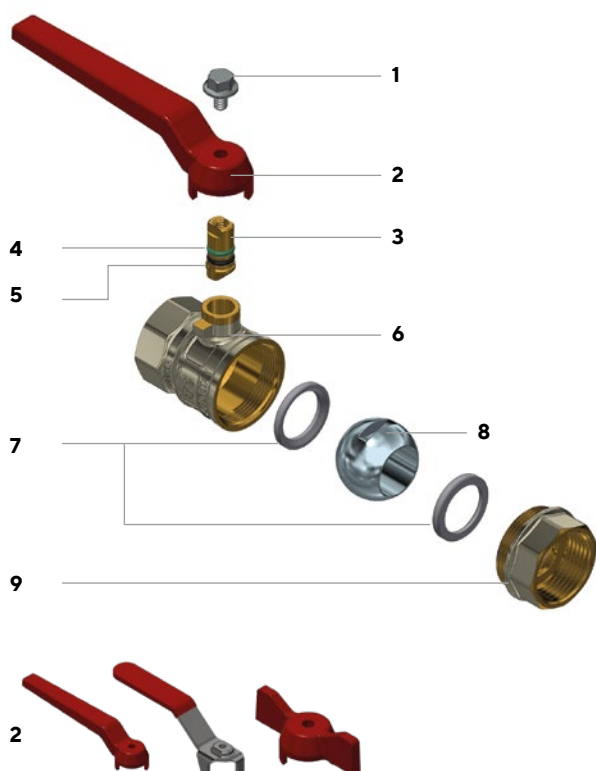
Working temperature: -20°C +130°C (no frost)

Cylindrical threads according to ISO 228-1

Seal on stem: stem assembled from inside with 1 OR in EPDM Perox and 1 OR in VITON

Seal on the ball with 2 gaskets in PTFE

Standard bore



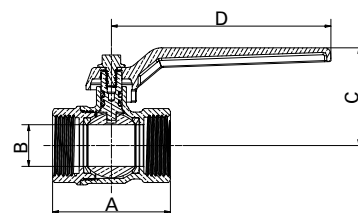
- 1 Vite Fe-Zn/Bn
- 2 Leve disponibili: vedi tabelle seguenti
- 3 Asta in CW614N UNI EN 12164
- 4 O-ring in VITON
- 5 O-ring in EPDM PEROX
- 6 Corpo valvola CW617N UNI-EN12165 nichelato sulla superficie esterna
- 7 Sede in PTFE
- 8 Sfera in CW617N UNI-EN12165 cromata
- 9 Manicotto in CW617N UNI-EN12165 nichelato sulla superficie esterna



- 1 Fe-Zn/Bn screw
- 2 Available levers: see following tables
- 3 CW614N UNI EN 12164 stem
- 4 VITON o-ring
- 5 EPDM PEROX o-ring
- 6 CW617N UNI-EN12165 body, nickel-plated on the external surface
- 7 PTFE gasket
- 8 CW617N UNI-EN12165 chrome-plated ball
- 9 CW617N UNI-EN12165 end adaptor, nickel-plated on the external surface





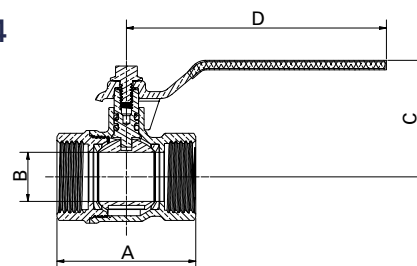
Con leva in alluminio
With aluminium lever





Attacchi Connections	Codice prodotto Product code		PN	A ±1mm	B mm	C mm	D mm	Conf. num. pezzi Pack. num. pieces
								
1/2"	270D12G5R	270D12G5B	25	43,5	14	39,5	95	-
3/4"	270E34G5R	270E34G5B	25	51	18	42,3	95	-
1"	270F001G5R	270F001G5B	25	62	22	57,2	115	-



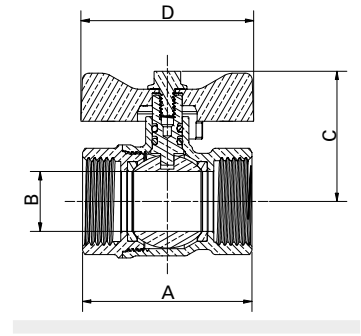
Con leva piatta in acciaio INOX AISI 304
With INOX AISI 304 steel flat lever





Attacchi Connections	Codice prodotto Product code		PN	A ±1mm	B mm	C mm	D mm	Conf. num. pezzi Pack. num. pieces
								
1/2"	270D12G4R	270D12G4B	25	43,5	14	39,5	95	-
3/4"	270E34G4R	270E34G4B	25	51	18	42,3	95	-
1"	270F001G4R	270F001G4B	25	62	22	55,2	115	-



Con farfalla in alluminio "T"
Aluminium "T" handle



Attacchi Connections	Codice prodotto Product code		PN	A ±1mm	B mm	C mm	D mm	Conf. num. pezzi Pack. num. pieces
								
1/2"	270D12G6R	270D12G6B	25	43,5	14	36,4	52	-
3/4"	270E34G6R	270E34G6B	25	51	18	39,2	52	-
1"	270F001G6R	270F001G6B	25	62	22	47,7	65	-