



383

Valvole a sfera maschio/femmina

Male/female ball valves

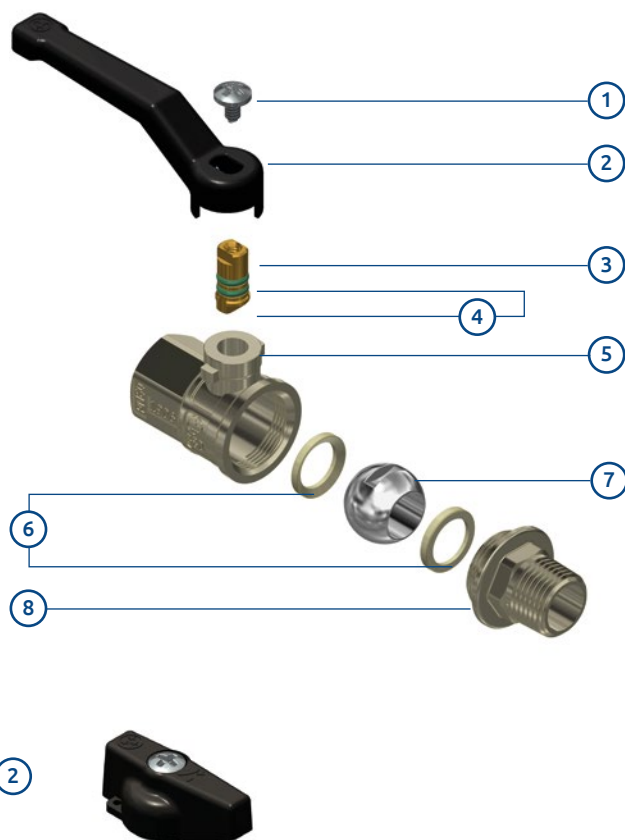
PN40



- Valvole a sfera in ottone tutte nichelate.
- Installazione in impianti oleodinamici, riscaldamento e idrocarburi.
- *Brass ball valves all nickel-plated.*
- *Installation in oleodynamic systems, heating systems and hydrocarbon.*

- Pressione di esercizio: vedi tabelle.
- Temperatura di esercizio: -20°C +150°C (in assenza di ghiaccio e vapore).
- Filetti cilindrici secondo norma ISO 228-1.
- Tenuta sull'asta: asta assemblata dall'interno con 2 OR in VITON.
- Tenuta sulla sfera con 2 sedi in PTFE.
- Passaggio totale.

- *Working pressure: see tables*
- *Working temperature: -20°C +150°C (without ice and steam).*
- *Cylindrical threads according to ISO 228-1.*
- *Seal on the stem: stem assembled from inside with 2 OR in VITON.*
- *Seal on the ball with 2 gaskets in PTFE.*
- *Full port.*

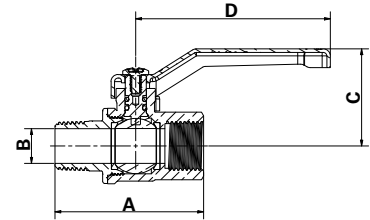


1. Vite in acciaio AISI 430.
2. Leva in acciaio o manopola in alluminio.
3. Asta in CW614N EN 12164.
4. O-ring in VITON.
5. Corpo valvola CW617N UNI EN 12165 nichelato.
6. Sede in PTFE.
7. Sfera in CW617N UNI EN 12165 cromata.
8. Manicotto in CW617N EN 12165 nichelato.

1. *Steel AISI 430 screw.*
2. *Drawn steel lever handle or aluminium knob.*
3. *CW614N UNI EN 12164 stem.*
4. *VITON O-ring.*
5. *CW617N UNI EN 12165 nickel-plated body valve.*
6. *PTFE gasket.*
7. *CW617N UNI EN 12165 chrome-plated ball.*
8. *CW617N UNI EN 12165 nickel-plated end adaptor.*



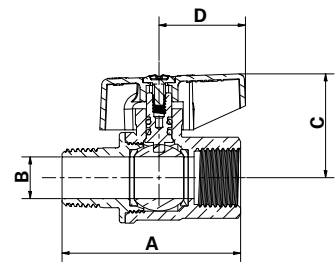
Con leva in acciaio imbutita
With drawn steel lever



Attacchi Connections	Codice prodotto Product code	PN	A ±1mm	B mm	C mm	D mm	Conf. num. pezzi Pack. num. pieces
1/4"	383B1/4C1N	40	48	11	44	83	12/144
3/8"	383C3/8C1N	40	48	11	44	83	12/144
1/2"	383D1/2C1N	60	58	15	45	83	10/120
3/4"	383E3/4C1N	60	66	20	48	83	6/72
1"	383F001C1N	40	80	25	68	90	4/48
1" 1/4	383G11/4C1N	40	97	32	73	90	10
1" 1/2	383H11/2C1N	40	107	40	82	160	10
2"	383I002C1N	40	131	50	90	160	10



Con manopola in alluminio
With aluminium knob



Attacchi Connections	Codice prodotto Product code	PN	A ±1mm	B mm	C mm	D mm	Conf. num. pezzi Pack. num. pieces
1/4"	383B1/4C2N	40	48	11	34	31,5	12/144
3/8"	383C3/8C2N	40	48	11	34	31,5	12/144
1/2"	383D1/2C2N	60	58	15	40	31,5	10/120
3/4"	383E3/4C2N	60	66	20	43,5	31,5	6/72
1"	383F001C2N	40	80	25	54	42,5	4/48